



DELTA **ONE**
SISTEMA UNIDELTA

RACCORDI A COMPRESSIONE E PRESE A STAFFA IN PP
COMPRESSION FITTINGS AND CLAMP SADDLES PP
RACCORDS A COMPRESSION ET COLLIERS DE PRISE EN PP
ACCESORIOS DE COMPRESSION Y COLLARINES DE TOMA EN PP
KLEMMVERBINDUNGEN UND ANBOHRSCHELLEN AUS PP
КОМПРЕССОРНЫЕ ПЕРЕХОДНИКИ И ЗАЖИМНЫЕ ХОМУТЫ
ИЗ ПОЛИПРОПИЛЕНА

CONNECTION IS IN OUR DNA

LA CONNESSIONE È NEL NOSTRO DNA



Certificazioni di qualità	p.2
Quality certifications - Certifications de qualite - Certificados de calidad - Qualitätszertifizierungen	
Сертификаты качества	
Informazioni tecniche generali	p.3
Technical specifications	p.4
Informations techniques generales	p.5
Informaciones tecnicas genericas	p.6
Allgemeine technische informationen	p.7
Общая информация	p.8
Raccordi a compressione	p.9
Compression Fittings - Raccords à compressions - Accesorios de compresión - Klemmverbindungen	
Компрессорные переходники	
Giunto universale	p.21
Universal transition fitting - Raccord de transition universel - Manguito transicion universal	
Abmessungen anbohrschellen - Универсальная муфта	
Raccordi a compressione di transizione	p.22
Compression transition fittings - Raccords à compression de transition	
Accesorios de compresión de transicion - Kompressionsanschlüsse	
Компрессорный ступенчатый переходник	
Valvola a compressione in PP	p.23
PP ball valve - Valle a bille en PP	
Valvula de bola en PP - PP - Kugelhahn	
Компрессионный шаровый кран	
Collare di derivazione in carico	p.25
Underclamp tapping saddle - Collier de prise en charge dérivation	
Collar de derivación de toma de carga - abzweigschelle zum anbohren unter druck	
хомуты отвод на напорные трубы	
Prese a staffa	p.26
Clamp saddles - Colliers de prise - Collarin de Toma - Anbohrschellen - Зажимные хомуты	
Kit per prese a staffa	p.32
Kit for clamp saddles - Kit pour colliers de prise en charge - Kit para collarines de toma	
Kit für Anbohrschellen - Комплект для седел	
Componenti per raccordi a compressione	p.35
Components for compression fittings	
Composants pour raccords à compression Componentes para accesorios de compresión	
Bestandteile für Klemmverbindungen - Компоненты для компрессионных фитингов	
Attrezzature	p.37
Tools - Accessoires - Equipos - Zubehör - Дополнительные устройства	
Dimensioni packaging e palette	p.38
Packaging and Pallet Dimensions - Dimensions de l'emballage et des palettes	
Dimensiones de los embalajes y de los palets - Maße der Verpackung und der Paletten	
Размеры упаковки и поддонов	

CERTIFICAZIONI DI QUALITÀ - QUALITY CERTIFICATIONS
 CERTIFICATIONS DE QUALITE - CERTIFICADOS DE CALIDAD
 QUALITÄT SZERTIFIZIERUNGEN - СЕРТИФИКАТЫ КАЧЕСТВА



INFORMAZIONI TECNICHE GENERALI



PRESSIONE NOMINALE A 20°C

- Raccordi a compressione, raccordi a compressione di transizione, collare e valvole a sfera: PN 16 bar
- Giunto universale (cod.1033): PN 10 bar
- Prese a staffa: cod. 1019, 1020, 1026, 1027: PN 10 bar; cod. 1019 160-200: PN 6 bar; cod. 1026 160x3/4, 160x1, 200x3/4, 200x1: PN 16 bar; cod. 1031, 1032: PN 16 bar.

TEMPERATURA MASSIMA

Fino a 45°C nei limiti dei campi di impegno dei tubi di polietilene

NORME DI RIFERIMENTO

- Conformi alle normative ISO, UNI, DIN e NF
- Filettature UNI-ISO 7/1, DIN 2999, BS 21, EN 10226-1
- Flange UNI 2223, DIN 8063, UNI EN 1092-1, UNI 2278
- NB. La gamma dei prodotti certificati è visionabile sul sito www.unidelta.com e/o www.iip.it.

PRESCRIZIONI SANITARIE

- Conformi alle Norme per il convogliamento di acqua potabile secondo le prescrizioni vigenti in Italia ed in numerosi altri Paesi
- D.M. n. 174 del 06/04/2004.

SIMBOLI

- DIM:** dimensioni
- N. BUL.:** numeri di bulloni
- PACK:** numero di pezzi nella confezione
- COD.RIF:** codice di riferimento delle staffe

MATERIALI

- **Raccordi a compressione**
 Corpo: Polipropilene (PP-B) ad alto grado di stabilità con protezione anti UV. Guarnizione: gomma nitrilica (NBR). Bussola: polipropilene (PP-B) ad alto grado di stabilità con protezione anti UV. Anello di graffaggio: resina acetica (POM). Ghiera: polipropilene (PP) ad alto grado di stabilità con protezione anti UV.
- **Raccordi a compressione di transizione**
 Corpo: Polipropilene (PP-B) ad alto grado di stabilità con protezione anti UV. Inserto metallico filettato in ottone stampato nel corpo.
- **Valvole a sfera**
 Polipropilene (PP-B) ad alto grado di stabilità con protezione anti UV. Guarnizione: gomma nitrilica (NBR).
- **Prese a staffa**
 Bulloni: acciaio galvanizzato. Fondo staffa: polipropilene (PP) ad alto grado di stabilità con protezione anti UV. Guarnizione: gomma nitrilica (NBR). Derivazione staffa: polipropilene (PP-B) ad alto grado di stabilità con protezione anti UV. Anello di rinforzo: acciaio inox.
- **Collare di derivazione**
 Bulloni: acciaio inox A4. Fondo staffa: Polipropilene (PP-B) ad alto grado di stabilità con protezione anti UV. Guarnizioni: gomma nitrilica (NBR). Derivazione staffa in carico: Polipropilene (PP-B) ad alto grado di stabilità con protezione anti UV. Perforatore: Ottone. Tappo: Polipropilene (PP-B) ad alto grado di stabilità con protezione anti UV.

GENERAL SPECIFICATIONS



RATED PRESSURE AT 20°C

- Compression fittings, transition compression fittings, underclamp tapping saddle and ball valves: PN 16 bar
- Universal transition coupling (cod.1033): PN 10 bar
- Clamp saddles: cod. 1019, 1020, 1026, 1027: PN 10 bar; cod. 1019 160-200: PN 6 bar; cod. 1026 160x3/4, 160x1, 200x3/4, 200x1: PN 16 bar; cod. 1031, 1032: PN 16 bar.

MAXIMUM TEMPERATURE

Up to 45°C in the limits dictated by the use of polyethylene pipes

REFERENCE STANDARDS

- Complying with ISO, UNI, DIN, NF
- Threads to UNI-ISO 7/1, DIN 2999, BS 21, EN 10226-1
- Flanges to UNI 2223, DIN 8063, UNI EN 1092-1, UNI 2278

SANITARY SPECIFICATIONS

- Comply with standards for conveying drinking water as per current regulations in Italy and in many other countries
- D.M. n. 174 dated 06/04/2004

SYMBOLS

- DIM:** sizes
N. BUL.: bolts number
PACK: packaging quantity
COD.RIF: clamp saddle's reference code

MATERIALS

- Compression Fittings

Body: Polypropylene (PP-B) high-stability copolymer with UV protection; seal: nitrile rubber (NBR); bush ring: polypropylene, high-stability copolymer with UV protection (PP-B); clamping ring: acetalic resin (POM); nut: polypropylene high-stability copolymer with UV protection (PP-B).

- Transition Compression Fittings

Body: Polypropylene, high-stability copolymer (PP-B) with UV protection. Threaded metal insert in brass stamped in the body.

- Ball valves

Body: Polypropylene (PP-B) high-stability copolymer with UV protection; seal: nitrile rubber (NBR)

- Clamp saddles

Bolts: Galvanized steel; Clamp saddles base: polypropylene (PP-B), high-stability copolymer with UV protection; Seal: nitrile rubber (NBR). Clamp saddles branch: polypropylene (PP-B) high-stability copolymer with UV protection. Reinforcing ring: Stainless steel.

- Underclamp tapping saddle

Bolts: Stainless steel A4. Bracket bottom: Polypropylene (PP-B) with high degree of stability and protection against UV. Gaskets: nitrile rubber (NBR). Load bracket take off: Polypropylene (PP-B) with high degree of stability and protection against UV. Perforator: Brass. Plug: Polypropylene (PP-B) with high degree of stability and protection against UV.

INFORMAZIONI TECNICHE GENERALI



PRESSION NOMINALE À 20°C

- Raccords à compression, raccords à compression de transitions, collier de prise en charge dérivation et vannes à bille: PN 16 bar
- Raccords de transition universel (cod.1033): PN 10 bar
- Colliers de prise: cod. 1019, 1020, 1026, 1027: PN 10 bar; cod. 1019 160-200: PN 6 bar; cod. 1026 160x3/4, 160x1, 200x3/4, 200x1: PN 16 bar; cod. 1031, 1032: PN 16 bar.

TEMPÉRATURE MAXIMAL

Jusqu'à 45°C dans les limites des domaines d'emploi des tubes en polyéthylène

SPÉCIFICATIONS DE RÈPERE

- Conformes aux normes ISO, UNI, DIN et NF
- Taraudages: UNI-ISO 7/1, DIN 2999, BS 21, EN 10226-1
- Brides: UNI 2223, DIN 8063, UNI EN 1092-1, UNI 2278

PRESCRIPTIONS SANITAIRES

- Conformes aux normes de distribution de l'eau potable selon les prescriptions en vigueur en Italie et dans beaucoup de pays.
- D.M. n. 174 du 06/04/2004

SYMBOLES

- DIM.:** Dimensions.
N. BUL.: nombre de boulons.
PACK: nombre de pièces contenues dans l'emballage
COD. RIF.: code de référence de colliers de prise

MATÉRIAUX

- Raccords à compression

Corps: Polypropylène (PP-B) à haut degré de stabilité avec protection anti UV; Joint: Caoutchouc nitrile (NBR); Douille: polypropylène (PP-B) à haut degré de stabilité avec protection anti UV; Bague de serrage: Résine acétylique (POM); Embout: Polypropylène (PP-B) à haut degré de stabilité avec protection anti UV.

- Raccords à compression de transitions

Corps: Polypropylène (PP-B) à haut degré de stabilité avec protection anti UV. Encart métallique spécial fileté en laiton moulé dans le corps.

- Vannes

Corps: Polypropylène (PP-B) à haut degré de stabilité avec protection anti UV; Joint: Caoutchouc nitrile (NBR)

- Colliers de prise

Boulons: Acier galvanisé; Fond bride: Polypropylène (PP-B) à haut degré de stabilité avec protection anti UV; Joint: Caoutchouc nitrile (NBR); By-pass bride: Polypropylène (PP-B) à haut degré de stabilité avec protection anti UV; Bague renfort: Acier inox.

- Collier de prise en charge dérivation

Boulons: Acier inoxydable A4. Fond étrier: Polypropylène (PP-B) ayant un degré élevé de stabilité avec protection anti-UV. Joints: caoutchouc nitrile (NBR). Dérivation étrier en charge: Polypropylène (PP-B) ayant un degré élevé de stabilité avec protection anti-UV. Perforateur: Laiton. Bouchon: Polypropylène (PP-B) ayant un degré élevé de stabilité avec protection anti-UV


PRESION NOMINAL A 20°C

- Accesorios de compression, accesorios de compression de transicion, valvulas de bola y collar de derivación de toma de carga: PN 16 bar
- Manguito transicion universal (cod.1033): PN 10 bar
- Collarin de toma: cod. 1019, 1020, 1026, 1027: PN 10 bar; cod. 1019 160-200: PN 6 bar; cod. 1026 160x3/4, 160x1, 200x3/4, 200x1: PN 16 bar; cod. 1031, 1032: PN 16 bar.

TEMPERATURA MAXIMA

Hasta 45°C limitados por los campos de utilización de los tubos de polietileno

NORMA DE REFERENCIA

- En conformidad a las normativas ISO, UNI, DIN, NF
- Fileteados: UNI-ISO 7/1, DIN 2999, BS 21, EN 10226-1
- Bridas: UNI 2223, DIN 8063, UNI EN 1092-1, UNI 2278

PRESCRIPCIONES SANITARIAS

- En conformidad a las normas para la distribucion de agua potable segun las prescripciones vigentes en Italia y en numeros otros paises.
- D.M. n. 174 del 06/04/2004

SIMBOLOS

- DIM.:** dimensiones.
- N.BUL.:** número de tornillos.
- PACK:** número de piezas por caja
- COD.RIF.:** code de referencia de las collarines

MATERIALES
- Accesorios de compresión

Cuerpo: Polipropileno (PP-B) con alto grado de estabilidad con protección anti UV. Junta tórica: Goma nitrílica (NBR). Anillo: Polipropileno (PP-B) con alto grado de estabilidad con protección anti UV. Mordaza de cierre: Resina acetálica (POM). Tuerca: Polipropileno (PP-B) con alto grado de estabilidad con protección anti UV.

- Accesorios de compresión de transición

Cuerpo: Polipropileno (PP-B) con alto grado de estabilidad con protección anti UV. Inserto metálico con rosca de latón impreso en el cuerpo.

- Valvula de bola

Cuerpo: Polipropileno (PP-B) con alto grado de estabilidad con protección anti UV. Junta tórica: Goma nitrílica (NBR).

- Collarines de toma

Tornillos: Acero galvanizado. Abrazadera base: Polipropileno (PP-B) con alto grado de estabilidad con protección anti UV. Junta tórica: Goma nitrílica (NBR). Abrazadera con derivación: Polipropileno (PP-B) con alto grado de estabilidad con protección anti UV. Anillo de refuerzo: Acero inox

- Collar de derivación de toma de carga

Pernos: Acero inoxidable A4. Eje sellado: Polipropileno (PP-B) con un elevado grado de estabilidad y protección contra los rayos UV. Juntas: goma de nitrilo (NBR o Buna-N). Derivación abrazadera de toma en carga: Polipropileno (PP-B) con un elevado grado de estabilidad y protección contra los rayos UV. Perforador: Latón. Tapón: Polipropileno (PP-B) con un elevado grado de estabilidad y protección contra los rayos UV


BETRIEBSDRUCK BEI 20°C WASSER

- Klemmverbinder, Kompressionsanschlüsse, abzweigschelle zum anbohren unter druck und PP-Kugelhahn: PN 16 bar
- Abmessungen Anbohrschellen (cod.1033): PN 10 bar
- Anbohrschellen: cod. 1019, 1020, 1026, 1027: PN 10 bar; cod. 1019 160-200: PN 6 bar; cod. 1026 160x3/4, 160x1, 200x3/4, 200x1: PN 16 bar; cod. 1031, 1032: PN 16 bar.

BETRIEBSTEMPERATUR

Bis 45°C Innerhalb der Grenzen der Anwendungsgebiete von Polyäthylenröhren

NORMEN

- ISO, UNI, DIN und NF
- bei Gewinden: UNI-ISO 7/1, DIN 2999, BS 21, EN 10226-1
- bei Flanschen: UNI 2223, DIN 8063, UNI EN 1092-1, UNI 2278

GESUNDHEITS-BESTIMMUNGEN

- Entsprechend den Vorschriften für Trinkwasser nach den Bestimmungen, die in Italien und zahlreichen ausländischen Ländern gültig sind.
- D.M. n. 174 von 06/04/2004
- KTW-Empfehlung N. C 29/94 Hygiene-Institut Gelsenkirchen.

ZEICHENERKLÄRUNG

- DIM:** Abmessungen
- N. BUL.:** Anzahl Schrauben
- PACK:** Verpackungseinheiten
- COD.RIF.:** Anbohrschellen Referenzcode

WERKSTOFF
- Klemmverbinder

Körper: Polypropylen (PP-B) mit hohem Stabilitätsgrad und UV-Schutz. Dichtung: Nitrilkautschuk (NBR). Hülse: Polypropylen (PP-B) mit hohem Stabilitätsgrad und UV-Schutz. Falzring: Acetalharz (POM) Nutmutter: Polypropylen (PP-B) mit hohem Stabilitätsgrad und UV-Schutz.

- Kompressionsanschlüsse

Körper: Polypropylen (PP-B) mit hohem Stabilitätsgrad und UV-Schutz. Gewindepressmessing-einsatzes im Rohrkörper verbunden werden.

- PP-Kugelhahn

Körper: Polypropylen (PP-B) mit hohem Stabilitätsgrad und UV-Schutz. Dichtung: Nitrilkautschuk (NBR).

- Anbohrschellen

Schrauben und Muttern: Galvanisierter Stahl. Anbohrschellenunterteil: Polypropylen (PP-B) mit hohem Stabilitätsgrad und UV-Schutz. Dichtung: Nitrilkautschuk (NBR). Anbohrschellenoberteil mit Gewindeabgang: Polypropylen (PP-B) mit hohem Stabilitätsgrad und UV-Schutz. Verstärkungsring: Edelstahl

- Abzweigschelle zum anbohren unter druck

Bolzen: Rostfreiem Stahl verfügbar. Unterseite Bügel: Polypropylen (PP-B) mit hohem Stabilitätsgrad und UV-Schutz. Dichtungen: Nitrilkautschuk (NBR). Ableitung Bügelbelastung: Polypropylen (PP-B) mit hohem Stabilitätsgrad und UV-Schutz. Bohrer: Messing. Kappe: Polypropylen (PP-B) mit hohem Stabilitätsgrad und UV-Schutz.

ОБЩАЯ ИНФОРМАЦИЯ

Номинальное давление при 20°C

- Компрессорные переходники, Компрессорный ступенчатый переходник и хомутовый отвод на напорные трубы: PN 16 bar
- Универсальная Муфта (cod.1033): PN 10 bar
- Зажимные хомуты: cod. 1019, 1020, 1026, 1027: PN 10 bar; cod. 1019 160-200: PN 6 bar; cod. 1026 160x3/4, 160x1, 200x3/4, 200x1: PN 16bar; cod. 1031, 1032: PN 16 bar.

Максимальная температура

До 45°C в пределах области использования полиэтиленовых труб

Эталонные стандарты

- Соответствие нормативным требованиям ISO, UNI, DIN e NF
- Резьба UNI-ISO 7/1, DIN 2999, BS 21, EN 10226-1
- Фланец UNI 2223, DIN 8063, UNI EN 1092-1, UNI 2278

Санитарные предписания

- Переходники и хомуты Unidelta соответствуют нормативным требованиям для транспортировки питьевой воды согласно предписаниям, действующим в Италии и в других странах.
- М.Д. № 174 от 06/04/2004

Условные обозначения

- DIM:** размеры
- N. BUL.:** количества болтов
- PACK:** количество штук в упаковке.
- COD. RIF.:** Код седел

Материалы

- Компрессорные переходники

Корпус: Полипропилен (PP-B) с высокой степенью устойчивости и с защитой от УФ-излучения. Уплотнительная прокладка: Нитриловая резина (NBR). Втулка: Полипропилен (PP-B) с высокой степенью устойчивости и с защитой от УФ-излучения. Фальцевальное кольцо: Ацетальная смола (POM). Обойма: Полипропилен (PP-B) с высокой степенью устойчивости и с защитой от УФ-излучения.

- Компрессорный ступенчатый переходник

Корпус: Полипропилен (PP-B) с высокой степенью устойчивости и с защитой от УФ-излучения. металлическими трубами благодаря специальной нарезной металлической вставке из латуни, штампованной в корпус.

- Компрессионный

Корпус: Полипропилен (PP-B) с высокой степенью устойчивости и с защитой от УФ-излучения. Уплотнительная прокладка: Нитриловая резина (NBR).

- Зажимные хомуты


Болты: Гальванизированная сталь; Днище хомута: Полипропилен (PP-B) с высокой степенью устойчивости и с защитой от УФ-излучения; Уплотнительная прокладка: Нитриловая резина (NBR); Отвод хомута: Полипропилен (PP-B) с высокой степенью устойчивости и с защитой от УФ-излучения; Укрепляющее кольцо: Нержавеющая сталь.

- хомутовый отвод на напорные трубы

Болты: Нержавеющая Сталь А4. Нижняя часть скобы: Полипропилен ППБ-блоксополимер (PP-B), высокостабильный полимер с защитой от УФ-лучей. Уплотнители: нитрильный каучук (NBR). Напорный обжимной хомут с отводом: Полипропилен ППБ-блоксополимер (PP-B), высокостабильный полимер с защитой от УФ-лучей. Перфоратор: латунь. Заглушка: Полипропилен ППБ-блоксополимер (PP-B), высокостабильный полимер с защитой от УФ-лучей.

RACCORDI A COMPRESSIONE - COMPRESSION FITTINGS RACCORDS À COMPRESSION - ACCESORIOS DE COMPRESIÓN KLEMMVERBINDUNGEN - КОМПРЕССОРНЫЕ ПЕРЕХОДНИКИ

COD. 1001



COD	DIM (mm)	PACK A (n° pz)	PACK B (n° pz)
1001016000001	16x16	70	350
1001020000001	20x20	50	250
1001025000001	25x25	30	150
1001027000001	27x27	30	150
1001032000001	32x32	20	100
1001040000001	40x40	10	50
1001050000001	50x50	-	25
1001064000001	63x63	-	15
1001076000001	75x75	-	11
1001091000001	90x90	-	6
1001111000001	110x110	-	4

MANICOTTO
COUPLING
MANCHON- MANGUITO
KUPPLUNG - МУФТА

COD. 1002



COD	DIM (mm)	PACK A (n° pz)	PACK B (n° pz)
1002020016001	20x16	60	270
1002025020001	25x20	40	170
1002032020001	32x20	30	130
1002032025001	32x25	25	110
1002040025001	40x25	15	65
1002040032001	40x32	15	65
1002050025001	50x25	9	45
1002050032001	50x32	9	40
1002050040001	50x40	6	30
1002064025001	63x25	-	27
1002064032001	63x32	-	25
1002064040001	63x40	-	25
1002064050001	63x50	-	18
1002076050001	75x50	-	16
1002076064001	75x63	-	12
1002091064001	90x63	-	8
1002091076001	90x75	-	7
1002111076001	110x75	-	5
1002111091001	110x90	-	4

MANICOTTO DI RIDUZIONE
REDUCING COUPLING
MANCHON REDUIT - MANGUITO REDUCIDO
KUPPLUNG REDUZIERT - МУФТА РЕДУКЦИОННАЯ

COD. 1003


COD	DIM (mm)	PACK A (n° pz)	PACK B (n° pz)
1003016001001	16x3/8"	140	610
1003016002001	16x1/2"	140	610
1003016003001	16x3/4"	140	610
1003020002001	20x1/2"	80	380
1003020003001	20x3/4"	80	380
1003020004001	20x1"	80	380
1003025002001	25x1/2"	50	240
1003025003001	25x3/4"	50	240
1003025004001	25x1"	50	220
1003032002001	32x1/2"	30	160
1003032003001	32x3/4"	30	160
1003032004001	32x1"	30	160
1003032005001	32x1 1/4"	30	150
1003032006001	32x1 1/2"	30	140
1003040004001	40x1"	20	90
1003040005001	40x1 1/4"	20	85
1003040006001	40x1 1/2"	20	85
1003040007001	40x2"	20	85
1003050004001	50x1"	-	50
1003050005001	50x1 1/4"	-	50
1003050006001	50x1 1/2"	-	50
1003050007001	50x2"	-	50
1003064005001	63x1 1/4"	-	28
1003064006001	63x1 1/2"	-	28
1003064007001	63x2"	-	28
1003064008001	63x2 1/2"	-	25
1003076007001	75x2"	-	18
1003076008001	75x2 1/2"	-	18
1003076009001	75x3"	-	18
1003091007001	90x2"	-	10
1003091008001	90x2 1/2"	-	10
1003091009001	90x3"	-	10
1003091010001	90x4"	-	10
1003111007001	110x2"	-	6
1003111009001	110x3"	-	6
1003111010001	110x4"	-	6

RACCORDO MASCHIO

MALE ADAPTOR
 RACCORD MÂLE
 ENLACE ROSCA MACHO
 ANSCHLUSSVERSCHRAUBUNG MIT AUSSENGEWINDE
 МУФТА С НАРУЖНОЙ РЕЗЬБОЙ

COD. 1004


COD	DIM (mm)	PACK A (n° pz)	PACK B (n° pz)
1004016002001	16x1/2"	120	520
1004016003001	16x3/4"	120	520
1004020002001	20x1/2"	90	350
1004020003001	20x3/4"	90	350
1004020004001	20x1"	80	320
1004025002001	25x1/2"	50	220
1004025003001	25x3/4"	50	220
1004025004001	25x1"	50	200
1004032002001	32x1/2"	30	150
1004032003001	32x3/4"	30	150
1004032004001	32x1"	30	150
1004032005001	*32x1 1/4"	30	140
1004040004001	40x1"	20	85
1004040005001	*40x1 1/4"	20	85
1004040006001	*40x1 1/2"	20	85
1004050005001	*50x1 1/4"	-	50
1004050006001	*50x1 1/2"	-	50
1004050007001	*50x2"	-	45
1004064005001	*63x1 1/4"	-	28
1004064006001	*63x1 1/2"	-	28
1004064007001	*63x2"	-	28
1004064008001	*63x2 1/2"	-	26
1004076007001	*75x2"	-	18
1004076008001	*75x2 1/2"	-	18
1004076009001	*75x3"	-	17
1004091007001	*90x2"	-	11
1004091008001	*90x2 1/2"	-	10
1004091009001	*90x3"	-	10
1004091010001	*90x4"	-	10
1004111009001	*110x3"	-	6
1004111010001	*110x4"	-	6

RACCORDO FEMMINA

FEMALE ADAPTOR
 ANSCHLUSSVERSCHRAUBUNG MIT INNENGEWINDE
 RACCORD FEMELLE
 ENLACE ROSCA HEMBRA
 МУФТА С ВНУТРЕННЕЙ РЕЗЬБОЙ

*La bocca filettata è rinforzata da un anello di acciaio inox
 *The threaded end is reinforced with a stainless steel ring
 *Die Gewindeöffnung ist mit einem Ring aus rostfreiem Stahl verstärkt
 *La bouche filettée est renforcée par une bague en acier inox
 *La boca filetiada está reforzada por un anillo de acero inox
 *КОНЕЦ РЕЗЬБЫ УСИЛЕН КОЛЬЦОМ ИЗ НЕРЖАВЕЮЩЕЙ СТАЛИ

COD. 1005


COD	DIM (mm)	PACK A (n° pz)	PACK B (n° pz)	PACK C (n° pz)
1005016000001	16x16x16	40	180	-
1005020000001	20x20x20	30	130	-
1005025000001	25x25x25	15	80	-
1005032000001	32x32x32	10	50	-
1005040000001	40x40x40	6	27	-
1005050000001	50x50x50	-	15	-
<hr/>				
1005064000001	63x63x63	-	7	-
1005076000001	75x75x75	-	4	-
1005091000001	90x90x90	-	2	-
1005111000001	110x110x110	-	-	2

TI A 90°
90° TEE
TÉ Á 90° - TE, TRES BOCAS UNION TUBO
T-STÜCK 90° - ТРОЙНИК 90°

COD. 1006


COD	DIM (mm)	PACK A (n° pz)	PACK B (n° pz)	PACK C (n° pz)
1006016000001	16x16	70	300	-
1006020000001	20x20	50	240	-
1006025000001	25x25	30	140	-
1006032000001	32x32	20	90	-
1006040000001	40x40	10	45	-
1006050000001	50x50	-	25	-
<hr/>				
1006064000001	63x63	-	13	-
1006076000001	75x75	-	9	-
1006091000001	90x90	-	5	-
1006111000001	110x110	-	-	4

GOMITO A 90°
90° ELBOW
COUDE Á 90° - CODO 90°
WINKEL 90° - КОЛЕНО 90°

COD. 1007


COD	DIM (mm)	PACK A (n° pz)	PACK B (n° pz)	PACK C (n° pz)
1007016002001	16x1/2"x16	50	230	-
1007016003001	16x3/4"x16	50	230	-
1007020002001	20x1/2"x20	40	180	-
1007020003001	20x3/4"x20	40	180	-
1007025002001	25x1/2"x25	25	110	-
1007025003001	25x3/4"x25	25	100	-
1007025004001	25x1"x25	25	100	-
1007032002001	32x1/2"x32	15	70	-
1007032003001	32x3/4"x32	15	70	-
1007032004001	32x1"x32	15	65	-
1007032005001	*32x1 1/4"x32	15	60	-
1007040004001	40x1"x40	8	35	-
1007040005001	*40x1 1/4"x40	8	35	-
1007040006001	*40x1 1/2"x40	8	35	-
1007050002001	50x1/2"x50	-	20	-
1007050005001	*50x1 1/4"x50	-	20	-
1007050006001	*50x1 1/2"x50	-	20	-
1007050007001	*50x2"x50	-	20	-
<hr/>				
1007064005001	*63x1 1/4"x63	-	12	-
1007064006001	*63x1 1/2"x63	-	12	-
1007064007001	*63x2"x63	-	12	-
1007064008001	*63x2 1/2"x63	-	12	-
1007076007001	*75x2"x75	-	8	-
1007076008001	*75x2 1/2"x75	-	7	-
1007076009001	*75x3"x75	-	7	-
1007091008001	*90x2 1/2"x90	-	4	-
1007091009001	*90x3"x90	-	4	-
1007091010001	*90x4"x90	-	4	-
1007111009001	*110x3"x110	-	-	4
1007111010001	*110x4"x110	-	-	4

TI A 90° CON DERIVAZIONE FEMMINA
90° TEE WITH THREADED FEMALE TAKE OFF
TÉ Á 90° AVEC DERIVATION TARAUDÉE
TE, BOCA CENTRAL ROSCA HEMBRA
T-STÜCK 90° MIT INNENGEWINDE AM MITTELSTÜTZEN
ТРОЙНИК 90° С ВНУТРЕННЕЙ РЕЗЬБОЙ

*La bocca filettata è rinforzata da un anello di acciaio inox
*The threaded end is reinforced with a stainless steel ring
*Die Gewindeöffnung ist mit einem Ring aus rostfreiem Stahl verstärkt
*La bouche filettée est renforcée par une bague en acier inox
*La boca filettada está reforzada por un anillo de acero inox
*КОНЕЦ РЕЗЬБЫ УСИЛЕН КОЛЬЦОМ ИЗ НЕРЖАВЕЮЩЕЙ СТАЛИ

COD. 1008


COD	DIM (mm)	PACK A (n° pz)	PACK B (n° pz)
1008016002001	16x1/2"	80	500
1008016003001	16x3/4"	80	500
1008020002001	20x1/2"	75	350
1008020003001	20x3/4"	75	350
1008025002001	25x1/2"	50	220
1008025003001	25x3/4"	50	220
1008025004001	25x1"	50	200
1008032002001	32x1/2"	30	130
1008032003001	32x3/4"	30	130
1008032004001	32x1"	30	130
1008032005001	32x1 1/4"	30	130
1008040004001	40x1"	15	70
1008040005001	40x1 1/4"	15	70
1008040006001	40x1 1/2"	15	70
1008050005001	50x1 1/4"	-	38
1008050006001	50x1 1/2"	-	38
1008050007001	50x2"	-	38
1008064006001	63x1 1/2"	-	20
1008064007001	63x2"	-	20
1008064008001	63x2 1/2"	-	20
1008076008001	75x2 1/2"	-	13
1008076009001	75x3"	-	13
1008091009001	90x3"	-	7
1008091010001	90x4"	-	7
1008111010001	110x4"	-	4

GOMITO A 90°
 CON DERIVAZIONE MASCHIO
 90° ELBOW WITH THREADED MALE TAKE OFF
 COUDE À 90° AVEC DERIVATION FILETÉE
 ENLACE ROSCA MACHO A 90°
 WINKEL 90° MIT AUSSENGEWINDE
 КОЛЕНО 90° С НАРУЖНОЙ РЕЗЬБОЙ

COD. 1009


COD	DIM (mm)	PACK A (n° pz)	PACK B (n° pz)
1009016002001	16x1/2"	80	370
1009016003001	16x3/4"	80	370
1009020002001	20x1/2"	60	350
1009020003001	20x3/4"	60	330
1009025002001	25x1/2"	35	210
1009025003001	25x3/4"	35	210
1009025004001	25x1"	35	200
1009032002001	32x1/2"	25	130
1009032003001	32x3/4"	25	130
1009032004001	32x1"	25	130
1009032005001	*32x1 1/4"	25	110
1009040003001	40x3/4"	15	70
1009040004001	40x1"	15	70
1009040005001	*40x1 1/4"	15	60
1009040006001	*40x1 1/2"	15	60
1009050005001	*50x1 1/4"	-	32
1009050006001	*50x1 1/2"	-	32
1009050007001	*50x2"	-	32
1009064006001	*63x1 1/2"	-	17
1009064007001	*63x2"	-	17
1009064008001	*63x2 1/2"	-	17
1009076007001	*75x2"	-	11
1009076008001	*75x2 1/2"	-	10
1009076009001	*75x3"	-	10
1009091009001	*90x3"	-	6
1009091010001	*90x4"	-	6
1009111009001	*110x3"	-	4
1009111010001	*110x4"	-	4

GOMITO A 90° CON DERIVAZIONE FEMMINA
 90° ELBOW WITH THREADED FEMALE TAKE OFF
 COUDE À 90° AVEC DERIVATION TARAUDÉE
 ENLACE ROSCA HEMBRA A 90°
 WINKEL 90° MIT INNENGEWINDE
 КОЛЕНО 90° С ВНУТРЕННЕЙ РЕЗЬБОЙ

*La bocca filettata è rinforzata da un anello di acciaio inox
 *The threaded end is reinforced with a stainless steel ring
 *Die Gewindeöffnung ist mit einem Ring aus rostfreiem Stahl verstärkt
 *La bouche filetée est renforcée par une bague en acier inox
 *La boca filetada está reforzada por un anillo de acero inox
 *КОНЕЦ РЕЗЬБЫ УСИЛЕН КОЛЬЦОМ ИЗ НЕРЖАВЕЮЩЕЙ СТАЛИ

COD. 1010


COD	DIM (mm)	PACK A (n° pz)	PACK B (n° pz)	PACK C (n° pz)
1010016002001	16x1/2"x16	50	240	-
1010016003001	16x3/4"x16	50	240	-
1010020002001	20x1/2"x20	40	180	-
1010020003001	20x3/4"x20	40	180	-
1010025002001	25x1/2"x25	25	110	-
1010025003001	25x3/4"x25	25	110	-
1010025004001	25x1"x25	25	100	-
1010032002001	32x1/2"x32	15	65	-
1010032003001	32x3/4"x32	15	65	-
1010032004001	32x1"x32	15	65	-
1010032005001	32x1 1/4"x32	15	60	-
1010040004001	40x1"x40	8	35	-
1010040005001	40x1 1/4"x40	8	35	-
1010040006001	40x1 1/2"x40	8	35	-
1010050005001	50x1 1/4"x50	-	20	-
1010050006001	50x1 1/2"x50	-	20	-
1010050007001	50x2"x50	-	20	-
1010064006001	63x1 1/2"x63	-	10	-
1010064007001	63x2"x63	-	10	-
1010064008001	63x2 1/2"x63	-	10	-
1010076008001	75x2 1/2"x75	-	6	-
1010076009001	75x3"x75	-	6	-
1010091009001	90x3"x90	-	4	-
1010091010001	90x4"x90	-	4	-
1010111010001	110x4"x110	-	-	2

TI A 90° CON DERIVAZIONE MASCHIO
 90° TEE WITH THREADED MALE TAKE OFF
 TÉ Á 90° AVEC DERIVATION FILETÉE
 TE, BOCA CENTRAL ROSCA MACHO
 T-STÜCK 90° MIT AUSSENGEWINDE AM MITTELSTUTZEN
 ТРОЙНИК 90° С НАРУЖНОЙ РЕЗЬБОЙ

COD. 1011


COD	DIM (mm)	PACK A (n° pz)	PACK B (n° pz)
1011040006001	40x1 1/2" (DN 40)	-	20
1011050006001	50x1 1/2" (DN 40)	-	14
1011050007001	50x2" (DN 50)	-	18
1011064007001	63x2" (DN 50)	-	13
1011064008001	63x2 1/2" (DN 65)	-	13
1011076008001	75x2 1/2" (DN 65)	-	8
1011076009001	75x3" (DN 80)	-	7
1011091009001	90x3" (DN 80)	-	6
1011091010001	90x4" (DN 100)	-	6
1011111010001	110x4" (DN 100)	-	4

RACCORDO CON FLANGIA
 FLANGED ADAPTOR
 FLANSCH-MUFFENSTÜCK MIT
 KLEMMVERSCHRAUBUNG
 RACCORD Á BRIDE
 ENLACE BRIDA
 ФЛАНЕЦ ПРИСОЕДИНИТЕЛЬНЫЙ

COD. 1012



COD	DIM (mm)	PACK A (n° pz)	PACK B (n° pz)
1012016000001	16	140	700
1012020000001	20	100	400
1012025000001	25	50	250
1012032000001	32	40	170
1012040000001	40	20	100
1012050000001	50	10	55
1012064000001	63	-	30
1012076000001	75	-	22
1012091000001	90	-	12
1012111000001	110	-	6

TAPPO FINE LINEA
 END PLUG
 ENDKAPPE MIT KLEMMVERSCHRAUBUNG
 BOUCHON
 TAPON
 ЗАГЛУШКА

COD. 1013


COD	DIM (mm)	PACK A (n° pz)	PACK B (n° pz)	PACK C (n° pz)
1013020016001	20x16x20	30	150	-
1013025020001	25x20x25	20	80	-
1013032020001	32x20x32	15	60	-
1013032025001	32x25x32	12	55	-
1013040025001	40x25x40	6	32	-
1013040032001	40x32x40	6	30	-
1013050025001	50x25x50	-	20	-
1013050032001	50x32x50	-	18	-
1013050040001	50x40x50	-	17	-
<hr/>				
1013064025001	63x25x63	-	11	-
1013064032001	63x32x63	-	11	-
1013064040001	63x40x63	-	8	-
1013064050001	63x50x63	-	8	-
1013076064001	75x63x75	-	5	-
1013091064001	90x63x90	-	3	-
1013091076001	90x75x90	-	3	-
1013111091001	110x90x110	-	-	2

TI A 90° RIDOTTO
 90° REDUCING TEE
 TÉ À 90° REDUIT
 TE REDUCIDA
 T-STÜCK 90° REDUZIERT
 ТРОЙНИК 90° РЕДУКЦИОННЫЙ

COD. 1014


COD	DIM (mm)	PACK A (n° pz)	PACK B (n° pz)
1014025000001	25x25	30	150
1014032000001	32x32	20	100
1014040000001	40x40	10	50
1014050000001	50x50	-	25
<hr/>			
1014064000001	63x63	-	15
1014076000001	75x75	-	11
1014091000001	90x90	-	6
1014111000001	110x110	-	4

MANICOTTO DI RIPARAZIONE
 REPAIR SLIP COUPLING
 MANCHON DE RÉPARATION
 MANGUITO DE REPARACIÓN
 REPARATURKUPPLUNG
 МУФТА ПРОХОДНАЯ

COD. 1021


COD	DIM (mm)	PACK A (n° pz)	PACK B (n° pz)
1021320303001	32x ³ / ₄ x32	-	70

TI FEMMINA CON ATTACCO PER PICCHETTO
 FEMALE TEE WITH PEG FITTING
 RACCORD À T FEMELLE AVEC FIXATION POUR PIQUET
 UNIÓN EN T HEMBRA CON FIJACIÓN PARA PINCHO
 T-FITTING MUTTERSTÜCK MIT ANSCHLUSSSTUTZEN FÜR PFLÖCKE
 Т-ОБРАЗНОЕ СОЕДИНЕНИЕ, РЕЗЬБА ОХВАТЫВАЮЩ., С КРЕПЛЕНИЕМ ДЛЯ СТОЙКИ

COD. 1023


COD	DIM (mm)	PACK A (n° pz)	PACK B (n° pz)
1023025002001	25x25x ¹ / ₂	25	-
1023032002001	32x32x ¹ / ₂	20	-
1023032003001	32x32x ³ / ₄	20	-

GOMITO A 90° CON DERIVAZIONE LATERALE FEMMINA
 90° ELBOW WITH LATERAL THREADED FEMALE TAKE OFF
 COUDE À 90° AVEC DÉRVATION LATÉRALE FEMELLE
 CODO A 90° CON DERIVACION LATERAL HEMBRA
 WINKEL 90° MIT SEITLICHEM INNENGEWINDE-ABGANG
 КОЛЕНО 90° С БОКОВОЙ ВНУТРЕННЕЙ РЕЗЬБОЙ

COD. 1029


COD	DIM (mm)	PACK A (n° pz)	PACK B (n° pz)
1029020025001	20x25x20	-	110
1029025032001	25x32x25	-	70
1029032040001	32x40x32	-	40
1029040050001	40x50x40	-	23

TI A 90° CON DERIVAZIONE MAGGIORATA
 90° TEE WITH INCREASED TAKE OFF
 T-STÜCK 90° MIT VERGRÖSSERTEM MITTELABGANG
 TÉ Á 90° AVEC DÉRIVATION AUGMENTÉE
 TE CON DERIVACIÓN AUMENTADA
 ТРОЙНИК 90° С ВЫХОДОМ НА БОЛЬШИЙ ДИАМЕТР

COD. 1034


COD	DIM (mm)	PACK A (n° pz)	PACK B (n° pz)
1034020002001	*20x $\frac{1}{2}$ "	55	-
1034025003001	*25x $\frac{3}{4}$ "	35	-

RACCORDO MURALE A GOMITO
 WALL PLATE ELBOW FITTING
 WANDSCHEIBE
 APPLIQUE MURALE
 CODO GRIFO
 НАСТЕННОЕ КОЛЕНО

*La bocca filettata è rinforzata da un anello di acciaio inox
 *The threaded end is reinforced with a stainless steel ring
 *Die Gewindeöffnung ist mit einem Ring aus rostfreiem Stahl verstärkt
 *La bouche filettée est renforcée par une bague en acier inox
 *La boca filetiada está reforzada por un anillo de acero inox
 *КОНЕЦ РЕЗЬБЫ УСИЛЕН КОЛЬЦОМ ИЗ НЕРЖАВЕЮЩЕЙ СТАЛИ

**GIUNTO UNIVERSALE - UNIVERSAL TRANSITION FITTING
 RACCORD DE TRANSITION UNIVERSEL - MANGUITO TRANSICION UNIVERSAL
 ABMESSUNGEN ANBOHRSCHELLEN - УНИВЕРСАЛЬНАЯ МУФТА**
COD. 1033


COD	DIM (mm)	PACK A (n° pz)	PACK B (n° pz)
1033020003001	15/22x20	20	-
1033025003001	15/22x25	20	-
1033025004001	20/27x25	20	-
1033025005001	27/34x25	18	-
1033032004001	20/27x32	18	-
1033032005001	27/34x32	15	-

GIUNTO UNIVERSALE
 UNIVERSAL TRANSITION COUPLING
 SPEZIALKUPPLUNG FUER UEBERGAENGE VON PE AUF ANDERE WERKSTOFFE
 RACCORD DE TRANSITION UNIVERSEL
 MANGUITO TRANSICION UNIVERSAL
 УНИВЕРСАЛЬНАЯ МУФТА

Acciaio galvanizzato
 Rame, Piombo, U-PVC, PP,
 PE Imperiale e altri

Galvanized steel
 Copper, Lead pipe, U-PVC, PP,
 PP, Imperial PE and other

Acier galvanisé
 Cuivre, Plomb, U-PVC, PP,
 PE Impériale et autres

Acero galvanizado
 Cobre, Plomo, U-PVC, PP,
 PE Imperial Y otros

Galvanisierter Stahl
 Kupfer, Blei, U-PVC, PP,
 Imperial-PE und andere

Гальванизированная
 сталь
 Медь, Свинец
 Непластифицированный
 ПВХ, полипропилен,
 полиэтилен
 империяльный и другой,
 полиэтилен метрической
 серии



Outside diameter 15 to 34 mm

Outside diameter 20 and 32 mm

PE serie metrica
 PE métric series
 PE série métrique
 PE serie métrica
 PE métrische Serie
 PE метрическая серия

RACCORDI A COMPRESIONE DI TRANSIZIONE - COMPRESSION TRANSITION FITTINGS
RACCORDS À COMPRESSION DE TRANSITION - ACCESORIOS DE COMPRESIÓN DE TRANSICION
KOMPRESSIONSANSCHLÜSSE - ПЕРЕХОДНЫЕ ФИТИНГИ

COD. 1035



COD	DIM (mm)	PACK A (n° pz)	PACK B (n° pz)
1035020002001	20x1/2"	70	-
1035025003001	25x3/4"	45	-
1035032004001	32x1"	25	-
1035040005001	40x1 1/4"	15	-
1035050006001	50x1 1/2"	-	40
1035063007001	63x2"	-	20

RACCORDO MASCHIO CON FILETTO IN OTTONE
 MALE ADAPTOR WITH BRASS THREADED INSERT
 ANSCHLUSSVERSCHRÄUBUNG MIT AUSSENGEWINDE MESSING
 RACCORD MALE AVEC DERIVATION FILETÉE EN LAITON
 ENLACE ROSCA MACHO CON ROSCA EN LATON
 СОЕДИНЕНИЕ С НАРУЖНОЙ РЕЗЬБОЙ ИЗ ЛАТУНИ

COD. 1036



COD	DIM (mm)	PACK A (n° pz)	PACK B (n° pz)
1036020002001	20x1/2"	80	-
1036025003001	25x3/4"	45	-
1036032004001	32x1"	25	-
1036040005001	40x1 1/4"	15	-
1036050006001	50x1 1/2"	-	40
1036063007001	63x2"	-	20

RACCORDO FEMMINA CON FILETTO IN OTTONE
 FEMALE ADAPTOR WITH BRASS THREADED INSERT
 ANSCHLUSSVERSCHRÄUBUNG MIT INNENGEWINDE MESSING
 RACCORD FEMELLE AVEC DERIVATION TARAUDÉE EN LAITON
 ENLACE ROSCA HEMBRA CON ROSCA EN LATON
 СОЕДИНЕНИЕ С ВНУТРЕННЕЙ РЕЗЬБОЙ ИЗ ЛАТУНИ

COD. 1039



COD	DIM (mm)	PACK A (n° pz)	PACK B (n° pz)
1039020002001	20x1/2"	65	-
1039020003001	20x3/4"	65	-
1039025003001	25x3/4"	40	-
1039032004001	32x1"	20	-
1039040005001	40x1 1/4"	15	-
1039050006001	50x1 1/2"	-	38
1039063007001	63x2"	-	20

GOMITO 90° MASCHIO CON FILETTO IN OTTONE
 90° ELBOW MALE WITH BRASS THREADED INSERT
 WINKEL 90° MIT AUSSENGEWINDE MESSING
 COUDE A 90° MALE AVEC DERIVATION FILETÉE EN LAITON
 CODO 90° MACHO CON ROSCA EN LATON
 КОЛЕНО 90° С НАРУЖНОЙ РЕЗЬБОЙ ИЗ ЛАТУНИ

VALVOLA A SFERA IN PP
PP BALL VALVE - VANNE À BILLE EN PP - VALVULA DE BOLA EN PP
PP-KUGELHAHN - КОМПРЕССИОННЫЙ

COD. 1070



COD	DIM (mm)	PACK A (n° pz)	PACK B (n° pz)
new 1070020000001	20x20	30	-
new 1070025000001	25x25	20	-
new 1070032000001	32x32	-	30
new 1070040000001	40x40	-	18
new 1070050000001	50x50	-	12
1070064000001	63x63	-	10

new

VALVOLA A SFERA A COMPRESIONE
 COMPRESSION BALL VALVE
 VANNE À BILLE AVEC RACORD À COMPRESSION
 VALVULA DE BOLA CON JUNTA DE COMPRESIÓN
 PP-KUGELHAHN MIT KLEMMVERSCHRÄUBUNG
 КОМПРЕССИОННЫЙ ШАРОВЫЙ КРАН

COD. 1071



COD	DIM (mm)	PACK A (n° pz)	PACK B (n° pz)
new 1071020002001	20x1/2"	35	-
new 1071025003001	25x3/4"	25	-
new 1071032004001	32x1"	-	45
new 1071040005001	40x1 1/4"	-	24
new 1071050006001	50x1 1/2"	-	15
new 1071064007001	63x2"	-	12

new

VALVOLA A SFERA A COMPRESIONE FILETTATA FEMMINA
 COMPRESSION BALL VALVE FEMALE THREADED
 VANNE À BILLE TARAUDÉE AVEC RACORD À COMPRESSION
 VALVULA DE BOLA HEMBRA CON JUNTA DE COMPRESIÓN
 PP-KUGELHAHN MIT KLEMMVERSCHRÄUBUNG UND INNENGEWINDE
 КОМПРЕССИОННЫЙ ШАРОВЫЙ КРАН С ВНУТРЕННЕЙ РЕЗЬБОЙ

COD. 1072



COD	DIM (mm)	PACK A (n° pz)	PACK B (n° pz)
new 1072020002001	20x1/2"	35	-
new 1072025003001	25x3/4"	25	-
new 1072032004001	32x1"	-	45
new 1072040005001	40x1 1/4"	-	24
new 1072050006001	50x1 1/2"	-	15
new 1072064007001	63x2"	-	12

new

VALVOLA A SFERA A COMPRESIONE FILETTATA MASCHIO
 COMPRESSION BALL VALVE MALE THREADED
 VANNE À BILLE FILETÉE AVEC RACORD À COMPRESSION
 VALVULA DE BOLA MACHO CON JUNTA DE COMPRESIÓN
 PP-KUGELHAHN MIT KLEMMVERSCHRÄUBUNG UND AUßENGEWINDE
 КОМПРЕССИОННЫЙ ШАРОВЫЙ КРАН С НАРУЖНОЙ РЕЗЬБОЙ

COD. 1073


	COD	DIM (mm)	PACK A (n° pz)	PACK B (n° pz)
new	1073002002001	1/2"x1/2"	40	-
new	1073003003001	3/4"x3/4"	30	-
new	1073004004001	1"x1"	-	60
new	1073005005001	1 1/4"x1 1/4"	-	36
new	1073006006001	1 1/2"x1 1/2"	-	18
new	1073007007001	2"x2"	-	12

VALVOLA A SFERA FILETTATA FEMMINA – FEMMINA
 BALL VALVE THREADED FEMALE – FEMALE
 VANNE DE TOUR TARAUDÉE
 VALVULA DE ESFERA ROSCA HEMBRA
 PP-KUGELHAHN MIT INNENGEWINDEN
 КРАН ШАРОВЫЙ РЕЗЬБОВОЙ (ВНУТРЕННЯЯ-ВНУТРЕННЯЯ)

COD. 1074


	COD	DIM (mm)	PACK A (n° pz)	PACK B (n° pz)
new	1074002002001	1/2"x1/2"	40	-
new	1074003003001	3/4"x3/4"	30	-
new	1074004004001	1"x1"	-	60
new	1074005005001	1 1/4"x1 1/4"	-	36
new	1074006006001	1 1/2"x1 1/2"	-	18
new	1074007007001	2"x2"	-	12

VALVOLA A SFERA FILETTATA MASCHIO – MASCHIO
 BALL VALVE THREADED MALE – MALE
 VANNE DE TOUR FILETÉE
 VALVULA DE ESFERA ROSCA MACHO
 PP-KUGELHAHN MIT AUßENGEWINDEN
 КРАН ШАРОВЫЙ РЕЗЬБОВОЙ (НАРУЖНАЯ/НАРУЖНАЯ)

COD.1075


	COD	DIM (mm)	PACK A (n° pz)	PACK B (n° pz)
new	1075002002001	1/2"x1/2"	40	-
new	1075003003001	3/4"x3/4"	30	-
new	1075004004001	1"x1"	-	60
new	1075005005001	1 1/4"x1 1/4"	-	36
new	1075006006001	1 1/2"x1 1/2"	-	18
new	1075007007001	2"x2"	-	12

VALVOLA A SFERA FILETTATA FEMMINA – MASCHIO
 BALL VALVE THREADED FEMALE – MALE
 VANNE 1/4 DE TOUR TARAUDÉE - FILETÉE
 VALVULA DE ESFERA ROSCA HEMBRA - MACHO
 PP-KUGELHAHN INNENGEWINDE - AUßENGEWINDE
 КРАН ШАРОВЫЙ РЕЗЬБОВОЙ (ВНУТРЕННЯЯ /НАРУЖНАЯ)

*La bocca filettata è rinforzata da un anello di acciaio inox
 *The threaded end is reinforced with a stainless steel ring
 *Die Gewindeöffnung ist mit einem Ring aus rostfreiem Stahl verstärkt
 *La bouche filetée est renforcée par une bague en acier inox
 *La boca filetada está reforzada por un anillo de acero inox
 *КОНЕЦ РЕЗЬБЫ УСИЛЕН КОЛЬЦОМ ИЗ НЕРЖАВЕЮЩЕЙ СТАЛИ

**COLLARE DI DERIVAZIONE IN CARICO - UNDERCLAMP TAPPING SADDLE
 COLLIER DE PRISE EN CHARGE DÉRIVATION - COLLAR DE DERIVACIÓN DE TOMA DE CARGA
 ABZWEIGSCHELLE ZUM ANBOHREN UNTER DRUCK - ХОМУТОВЫЙ ОТВОД НА НАПОРНЫЕ ТРУБЫ**
COD. 1025


	COD	DIM [mm]	N.BUL	PACK B (n° pz)
	1025110020001	110x20	6	16
	1025110025001	110x25	6	16
	1025110032001	110x32	6	16
	1025160020001	160x20	6	6
	1025160025001	160x25	6	6
	1025160032001	160x32	6	6

COLLARE DI DERIVAZIONE IN CARICO PN16
 UNDERCLAMP TAPPING SADDLE PN16
 COLLIER DE PRISE EN CHARGE DÉRIVATION PN16
 COLLAR DE DERIVACIÓN DE TOMA DE CARGA PN16
 ABZWEIGSCHELLE ZUM ANBOHREN UNTER DRUCK PN16
 ХОМУТОВЫЙ ОТВОД НА НАПОРНЫЕ ТРУБЫ - PN16

- Idoneo per tubi PE e PVC
 - Materiale: PP-B
 - Perforatore: Ottone
 - Guarnizioni: NBR O-ring
 - Bulloneria: acciaio INOX A4

- Suitable for PE and PVC
 - Material: PP-B
 - Cutter: Brass
 - Seal: NBR O-ring
 - Bolts: stainless steel A4

- Adapté aux tuyaux PE et PVC
 - Matériau : PP-B
 - Perforateur: Laiton
 - Joints : NBR toriques
 - Boulons : acier INOX A4 ou zingué

- Idóneo para tubos PE y PVC
 - Material: PP-B
 - Perforador: Latón
 - Juntas: NBR junta tórica
 - Tornillería: acero INOX A4 o galvanizado

- Für PE und PVC-Rohre geeignet
 - Material: PP-B
 - Bohrer: Messing
 - Dichtungen O-Ring aus NBR
 - Schrauben: A4 INOX-Stahl oder verzinkter Stahl

- Подходит для труб ПЭ и ПВХ
 - Материал: PP-B (блочный сополимер полипропилена)
 - Перфоратор: латунь
 - Уплотнитель: Кольцо из бутадиен-нитрильного каучука (NBR)
 - Болты: из н/ж А4 стали.

PRESE A STAFFA - CLAMP SADDLES
COLLIER DE PRISE - COLLARIN DE TOMA
ANBOHRSCHELLEN - ЗАЖИМНЫЕ ХОМУТЫ ИЗ ПОЛИПРОПИЛЕНА

COD. 1019



PRESA A STAFFA
 CLAMP SADDLE
 COLLIER DE PRISE
 COLLARIN DE TOMA
 ANBOHRSCHELLEN
 СЕДЛО ЗАЖИМНОЕ

COD	DIM [mm]	N.BUL.	PACK B (n° pz)
1019025002001	25x1/2"	2	180
1019025003001	25x3/4"	2	180
1019032002001	32x1/2"	2	140
1019032003001	32x3/4"	2	140
1019032004001	32x1"	2	140
1019040002001	40x1/2"	2	110
1019040003001	40x3/4"	2	110
1019040004001	40x1"	2	110
1019050002001	50x1/2"	4	80
1019050003001	50x3/4"	4	80
1019050004001	50x1"	4	80
1019050005001	50x1 1/4"	4	80
1019063002001	63x1/2"	4	55
1019063003001	63x3/4"	4	55
1019063004001	63x1"	4	55
1019063005001	63x1 1/4"	4	55
1019063006001	63x1 1/2"	4	55
1019075002001	75x1/2"	4	40
1019075003001	75x3/4"	4	40
1019075004001	75x1"	4	40
1019075005001	75x1 1/4"	4	40
1019075006001	75x1 1/2"	4	40
1019075007001	75x2"	4	40
1019090002001	90x1/2"	4	30
1019090003001	90x3/4"	4	30
1019090004001	90x1"	4	30
1019090005001	90x1 1/4"	4	30
1019090006001	90x1 1/2"	4	30
1019090007001	90x2"	4	30
1019110002001	110x1/2"	4	19
1019110003001	110x3/4"	4	19
1019110004001	110x1"	4	19
1019110005001	110x1 1/4"	4	19
1019110006001	110x1 1/2"	4	19
1019110007001	110x2"	4	19
1019125002001	125x1/2"	6	12
1019125003001	125x3/4"	6	12
1019125004001	125x1"	6	12
1019125005001	125x1 1/4"	6	12
1019125006001	125x1 1/2"	6	12
1019125007001	125x2"	6	12
1019160003001	*160x3/4"	6	13
1019160004001	*160x1"	6	13
1019160005001	*160x1 1/4"	6	13
1019160006001	*160x1 1/2"	6	13
1019160007001	*160x2"	6	13
1019160008001	*160x2 1/2"	6	10
1019160009001	*160x3"	6	9
1019160010001	*160x4"	6	9
1019200003001	*200x3/4"	6	11
1019200004001	*200x1"	6	11
1019200005001	*200x1 1/4"	6	11
1019200006001	*200x1 1/2"	6	11
1019200007001	*200x2"	6	11
1019200008001	*200x2 1/2"	6	10
1019200009001	*200x3"	6	9
1019200010001	*200x4"	6	8

* PN 6 bar

COD. 1020



PRESA A STAFFA DOPPIA
 DOUBLE CLAMP SADDLE
 DOUBLE COLLIER DE PRISE
 DOBLE COLLARIN DE TOMA
 DOPPEL-ANBOHRSCHELLEN
 ДВОЙНОЕ ЗАЖИМНОЕ СЕДЛО

COD	DIM [mm]	N.BUL.	PACK B (n° pz)
1020025002001	25x1/2"	2	160
1020025003001	25x3/4"	2	160
1020032002001	32x1/2"	2	110
1020032003001	32x3/4"	2	110
1020032004001	32x1"	2	110
1020040002001	40x1/2"	2	100
1020040003001	40x3/4"	2	100
1020040004001	40x1"	2	100
1020050002001	50x1/2"	4	60
1020050003001	50x3/4"	4	60
1020050004001	50x1"	4	60
1020050005001	50x1 1/4"	4	60
1020063002001	63x1/2"	4	45
1020063003001	63x3/4"	4	45
1020063004001	63x1"	4	45
1020063005001	63x1 1/4"	4	45
1020063006001	63x1 1/2"	4	45
1020075002001	75x1/2"	4	30
1020075003001	75x3/4"	4	30
1020075004001	75x1"	4	30
1020075005001	75x1 1/4"	4	30
1020075006001	75x1 1/2"	4	30
1020075007001	75x2"	4	30
1020090002001	90x1/2"	4	25
1020090003001	90x3/4"	4	25
1020090004001	90x1"	4	25
1020090005001	90x1 1/4"	4	25
1020090006001	90x1 1/2"	4	25
1020090007001	90x2"	4	25
1020110002001	110x1/2"	4	15
1020110003001	110x3/4"	4	15
1020110004001	110x1"	4	15
1020110005001	110x1 1/4"	4	15
1020110006001	110x1 1/2"	4	15
1020110007001	110x2"	4	15
1020125002001	125x1/2"	6	10
1020125003001	125x3/4"	6	10
1020125004001	125x1"	6	10
1020125005001	125x1 1/4"	6	10
1020125006001	125x1 1/2"	6	10
1020125007001	125x2"	6	10

COD. 1026


PRESA A STAFFA CON ANELLO DI RINFORZO
 CLAMP SADDLE WITH REINFORCING RING
 COLLIER DE PRISE AVEC BAGUE DE RENFORCEMENT
 COLLARIN DE TOMA CON ANILLO DE REFUERZO
 ANBOHRSCHELLEN MIT VERSTÄRKUNG
 ЗАЖИМНОЕ СЕДЛО С МЕТАЛЛИЧЕСКИМ КОЛЬЦОМ

COD	DIM [mm]	N.BUL.	PACK B (n° pz)
1026025002001	25x1/2"	2	180
1026025003001	25x3/4"	2	180
1026032002001	32x1/2"	2	140
1026032003001	32x3/4"	2	140
1026032004001	32x1"	2	140
1026040002001	40x1/2"	2	110
1026040003001	40x3/4"	2	110
1026040004001	40x1"	2	110
1026050002001	50x1/2"	4	80
1026050003001	50x3/4"	4	80
1026050004001	50x1"	4	80
1026050005001	50x1 1/4"	4	80
1026063002001	63x1/2"	4	55
1026063003001	63x3/4"	4	55
1026063004001	63x1"	4	55
1026063005001	63x1 1/4"	4	55
1026063006001	63x1 1/2"	4	55
1026075002001	75x1/2"	4	40
1026075003001	75x3/4"	4	40
1026075004001	75x1"	4	40
1026075005001	75x1 1/4"	4	40
1026075006001	75x1 1/2"	4	40
1026075007001	75x2"	4	40
1026090002001	90x1/2"	4	30
1026090003001	90x3/4"	4	30
1026090004001	90x1"	4	30
1026090005001	90x1 1/4"	4	30
1026090006001	90x1 1/2"	4	30
1026090007001	90x2"	4	30
1026110002001	110x1/2"	4	19
1026110003001	110x3/4"	4	19
1026110004001	110x1"	4	19
1026110005001	110x1 1/4"	4	19
1026110006001	110x1 1/2"	4	19
1026110007001	110x2"	4	19
1026125002001	125x1/2"	6	12
1026125003001	125x3/4"	6	12
1026125004001	125x1"	6	12
1026125005001	125x1 1/4"	6	12
1026125006001	125x1 1/2"	6	12
1026125007001	125x2"	6	12
1026125009001	125x3"	6	12
1026160003001	*160x3/4"	6	13
1026160004001	*160x1"	6	13
1026160005001	160x1 1/4"	6	13
1026160006001	160x1 1/2"	6	13
1026160007001	160x2"	6	13
1026160008001	160x2 1/2"	6	10
1026160009001	160x3"	6	9
1026160010001	160x4"	6	9
1026200003001	*200x3/4"	6	11
1026200004001	*200x1"	6	11
1026200005001	200x1 1/4"	6	11
1026200006001	200x1 1/2"	6	11
1026200007001	200x2"	6	11
1026200008001	200x2 1/2"	6	10
1026200009001	200x3"	6	9
1026200010001	200x4"	6	8

* PN 16 bar

COD. 1027


PRESA A STAFFA DOPPIA CON ANELLO DI RINFORZO
 DOUBLE CLAMP SADDLE WITH REINFORCING RING
 COLLIER DE PRISE DOUBLE AVEC BAGUE DE RENFORCEMENT
 COLLARIN DOBLE DE TOMA CON ANILLO DE REFUERZO
 DOPPELANBOHRSCHELLEN MIT VERSTÄRKUNG
 ДВОЙНОЕ ЗАЖИМНОЕ СЕДЛО С МЕТАЛЛИЧЕСКИМ КОЛЬЦОМ

COD	DIM [mm]	N.BUL.	PACK B (n° pz)
1027025002001	25x1/2"	2	160
1027025003001	25x3/4"	2	160
1027032002001	32x1/2"	2	110
1027032003001	32x3/4"	2	110
1027032004001	32x1"	2	110
1027040002001	40x1/2"	2	100
1027040003001	40x3/4"	2	100
1027040004001	40x1"	2	100
1027050002001	50x1/2"	4	60
1027050003001	50x3/4"	4	60
1027050004001	50x1"	4	60
1027050005001	50x1 1/4"	4	60
1027063002001	63x1/2"	4	45
1027063003001	63x3/4"	4	45
1027063004001	63x1"	4	45
1027063005001	63x1 1/4"	4	45
1027063006001	63x1 1/2"	4	45
1027075002001	75x1/2"	4	30
1027075003001	75x3/4"	4	30
1027075004001	75x1"	4	30
1027075005001	75x1 1/4"	4	30
1027075006001	75x1 1/2"	4	30
1027075007001	75x2"	4	30
1027090002001	90x1/2"	4	25
1027090003001	90x3/4"	4	25
1027090004001	90x1"	4	25
1027090005001	90x1 1/4"	4	25
1027090006001	90x1 1/2"	4	25
1027090007001	90x2"	4	25
1027110002001	110x1/2"	4	15
1027110003001	110x3/4"	4	15
1027110004001	110x1"	4	15
1027110005001	110x1 1/4"	4	15
1027110006001	110x1 1/2"	4	15
1027110007001	110x2"	4	15
1027125002001	125x1/2"	6	10
1027125003001	125x3/4"	6	10
1027125004001	125x1"	6	10
1027125005001	125x1 1/4"	6	10
1027125006001	125x1 1/2"	6	10
1027125007001	125x2"	6	10

COD. 1031


PRESA A STAFFA CON ANELLO DI RINFORZO PN 16 bar
 CLAMP SADDLE WITH REINFORCING RING PN 16 bar
 COLLIER DE PRISE AVEC BAGUE DE RENFORCEMENT PN 16 bar
 COLLARIN DE TOMA CON ANILLO DE REFUERZO PN 16 bar
 ANBOHRSCHELLEN MIT VERSTÄRKUNG PN 16 bar
 ЗАЖИМНОЕ СЕДЛО С МЕТАЛЛИЧЕСКИМ КОЛЬЦОМ PN 16 бар

COD	DIM [mm]	N.BUL.	PACK A (n° pz)	PACK B (n° pz)
1031020002001	20x1/2"	2	30	-
1031025002001	25x1/2"	2	30	-
1031025003001	25x3/4"	2	30	-
1031032002001	32x1/2"	4	-	90
1031032003001	32x3/4"	4	-	90
1031040002001	40x1/2"	4	-	65
1031040003001	40x3/4"	4	-	65
1031040004001	40x1"	4	-	65
1031050002001	50x1/2"	4	-	45
1031050003001	50x3/4"	4	-	45
1031050004001	50x1"	4	-	45
1031063002001	63x1/2"	4	-	30
1031063003001	63x3/4"	4	-	30
1031063004001	63x1"	4	-	30
1031063005001	63x1 1/4"	4	-	30
1031063006001	63x1 1/2"	4	-	30
1031075002001	75x1/2"	4	-	25
1031075003001	75x3/4"	4	-	25
1031075004001	75x1"	4	-	25
1031075005001	75x1 1/4"	4	-	25
1031075006001	75x1 1/2"	4	-	25
1031075007001	75x2"	4	-	25
1031090002001	90x1/2"	4	-	20
1031090003001	90x3/4"	4	-	20
1031090004001	90x1"	4	-	20
1031090005001	90x1 1/4"	4	-	20
1031090006001	90x1 1/2"	4	-	20
1031090007001	90x2"	4	-	20
1031110002001	110x1/2"	6	-	15
1031110003001	110x3/4"	6	-	15
1031110004001	110x1"	6	-	15
1031110005001	110x1 1/4"	6	-	15
1031110006001	110x1 1/2"	6	-	15
1031110007001	110x2"	6	-	15

COD. 1032


PRESA A STAFFA DOPPIA CON ANELLO DI RINFORZO PN 16 bar
 DOUBLE CLAMP SADDLE WITH REINFORCING RING PN 16 bar
 COLLIER DE PRISE DOUBLE AVEC BAGUE DE RENFORCEMENT PN 16 bar
 COLLARIN DOBLE DE TOMA CON ANILLO DE REFUERZO PN 16 bar
 DOPPELANBOHRSCHELLEN MIT VERSTÄRKUNG PN16 bar
 ДВОЙНОЕ ЗАЖИМНОЕ СЕДЛО С МЕТАЛЛИЧЕСКИМ КОЛЬЦОМ PN 16 бар

COD	DIM [mm]	N.BUL.	PACK A (n° pz)	PACK B (n° pz)
1032020002001	20x1/2"	2	30	-
1032025002001	25x1/2"	2	30	-
1032025003001	25x3/4"	2	30	-
1032032002001	32x1/2"	4	-	80
1032032003001	32x3/4"	4	-	80
1032040002001	40x1/2"	4	-	55
1032040003001	40x3/4"	4	-	55
1032040004001	40x1"	4	-	55
1032050002001	50x1/2"	4	-	35
1032050003001	50x3/4"	4	-	35
1032050004001	50x1"	4	-	35
1032063002001	63x1/2"	4	-	25
1032063003001	63x3/4"	4	-	25
1032063004001	63x1"	4	-	25
1032063005001	63x1 1/4"	4	-	25
1032063006001	63x1 1/2"	4	-	25
1032075002001	75x1/2"	4	-	20
1032075003001	75x3/4"	4	-	20
1032075004001	75x1"	4	-	20
1032075005001	75x1 1/4"	4	-	20
1032075006001	75x1 1/2"	4	-	20
1032075007001	75x2"	4	-	20
1032090002001	90x1/2"	4	-	20
1032090003001	90x3/4"	4	-	20
1032090004001	90x1"	4	-	20
1032090005001	90x1 1/4"	4	-	20
1032090006001	90x1 1/2"	4	-	20
1032090007001	90x2"	4	-	20
1032110002001	110x1/2"	6	-	10
1032110003001	110x3/4"	6	-	10
1032110004001	110x1"	6	-	10
1032110005001	110x1 1/4"	6	-	10
1032110006001	110x1 1/2"	6	-	10
1032110007001	110x2"	6	-	10

KIT PER PRESE A STAFFA
KIT FOR CLAMP SADDLES - KIT POUR COLLIERS DE PRISE EN CHARGE
KIT PARA COLLARINES DE TOMA - KIT FÜR ANBORSCHELLEN - КОМПЛЕКТ ДЛЯ СЕДЕЛ

COD. 1099



KIT COMPOSTO DA 2 VITI E 2 BULLONI IN ACCIAIO INOX A4
 KIT MADE OF 2 SCREWS AND 2 NUTS OF A4 STAINLESS STEEL
 KIT COMPOSÉ PAR 2 VIS ET 2 BOULONS DE ACIER INOXYDABLE A4
 KIT COMPUESTO DE 2 TORNILLOS Y 2 PERNOS DE ACERO INOXIDABLE A4
 KIT GEBILDET AUS: 2 SCHRAUBEN UND 2 BOLZEN AUS ROSTFREIEM STAHL TYP A4.
 КОМПЛЕКТ 2 БОЛТОВ, 2 ГАЕК ИЗ СТАЛЬНОГО НЕРЖАВЕЮЩЕГО А4

COD	DIM	COD.RIF.
1099000005001	M6x30	1019 ø 25
		1020 ø 25
		1026 ø 25
		1027 ø 25
1099000001001	M8x40	1019 ø 32
		1019 ø 40
		1020 ø 32
		1020 ø 40
		1026 ø 32
		1026 ø 40
		1027 ø 32
		1027 ø 40
		1031 ø 20
		1031 ø 25
1032 ø 20		
1032 ø 25		

COD. 1099



KIT COMPOSTO DA 4 VITI E 4 BULLONI IN ACCIAIO INOX A4
 KIT MADE OF 4 SCREWS AND 4 NUTS OF A4 STAINLESS STEEL
 KIT COMPOSÉ PAR 4 VIS ET 4 BOULONS DE ACIER INOXYDABLE A4
 KIT COMPUESTO DE 4 TORNILLOS Y 4 PERNOS DE ACERO INOXIDABLE A4
 KIT GEBILDET AUS: 4 SCHRAUBEN UND 4 BOLZEN AUS ROSTFREIEM STAHL TYP A4.
 КОМПЛЕКТ 4 БОЛТОВ, 4 ГАЕК ИЗ СТАЛЬНОГО НЕРЖАВЕЮЩЕГО А4

COD	DIM	COD.RIF.
1099000002001	M8x40	1019 ø 50
		1019 ø 63
		1019 ø 75
		1020 ø 50
		1020 ø 63
		1026 ø 50
		1026 ø 63
		1026 ø 75
		1027 ø 50
		1027 ø 63
		1031 ø 32
		1031 ø 40
		1019 ø 90
		1019 ø 110
1099000003001	M8x50	1020 ø 75
		1020 ø 90
		1020 ø 110
		1026 ø 90
		1026 ø 110
		1027 ø 75
		1027 ø 90
		1027 ø 110
1099000004001	M8x60	1031 ø 50
		1031 ø 63
		1032 ø 32
		1032 ø 40
		1032 ø 50
1032 ø 63		

COD. 1099



COD	DIM	COD.RIF.
1099000006001	M8x60	1019 ø 125
		1020 ø 125
		1026 ø 125
		1027 ø 125

KIT COMPOSTO DA 6 VITI E 6 BULLONI IN ACCIAIO INOX A4
 KIT MADE OF 6 SCREWS AND 6 NUTS OF A4 STAINLESS STEEL
 KIT COMPOSÉ PAR 6 VIS ET 6 BOULONS DE ACIER INOXYDABLE A4
 KIT COMPUESTO DE 6 TORNILLOS Y 6 PERNOS DE ACERO INOXIDABLE A4
 KIT GEBILDET AUS: 6 SCHRAUBEN UND 6 BOLZEN AUS ROSTFREIEM STAHL TYP A4.
 КОМПЛЕКТ 6 БОЛТОВ, 6 ГАЕК ИЗ СТАЛЬНОГО НЕРЖАВЕЮЩЕГО А4

COD. 1099



COD	DIM	COD.RIF.
1099000007001	M8x50	1031 ø 75
		1031 ø 90

KIT COMPOSTO DA 4 VITI, 4 BULLONI E 4 RONDELLE IN ACCIAIO INOX A4
 KIT MADE OF 4 SCREWS, 4 NUTS AND 4 WASHERS OF A4 STAINLESS STEEL
 KIT COMPOSÉ PAR 4 VIS, 4 BOULONS ET 4 RONDELLES DE ACIER INOXYDABLE A4
 KIT COMPUESTO DE 4 TORNILLOS, 4 PERNOS Y 4 ARANDELAS DE ACERO INOXIDABLE A4
 KIT GEBILDET AUS: 4 SCHRAUBEN, 4 BOLZEN UND 4 UNTERLEGSCHLEIBEN AUS ROSTFREIEM STAHL TYP A4.
 КОМПЛЕКТ 4 БОЛТОВ, 4 ГАЕК И 4 ШАЙБ ИЗ СТАЛЬНОГО НЕРЖАВЕЮЩЕГО А4

COD. 1099



COD	DIM	COD.RIF.
1099000009001	M8x60	1019 ø 160
		1026 ø 160
		1031 ø 110
1099000010001	M10x100	1019 ø 200
		1026 ø 200

KIT COMPOSTO DA 6 VITI, 6 BULLONI E 6 RONDELLE IN ACCIAIO INOX A4
 KIT MADE OF 6 SCREWS, 6 NUTS AND 6 WASHERS OF A4 STAINLESS STEEL
 KIT COMPOSÉ PAR 6 VIS, 6 BOULONS ET 6 RONDELLES DE ACIER INOXYDABLE A4
 KIT COMPUESTO DE 6 TORNILLOS, 6 PERNOS Y 6 ARANDELAS DE ACERO INOXIDABLE A4
 KIT GEBILDET AUS: 6 SCHRAUBEN, 6 BOLZEN UND 6 UNTERLEGSCHLEIBEN AUS ROSTFREIEM STAHL TYP A4.
 КОМПЛЕКТ 6 БОЛТОВ, 6 ГАЕК И 6 ШАЙБ ИЗ СТАЛЬНОГО НЕРЖАВЕЮЩЕГО А4

COD. 1099



COD	DIM	COD.RIF.
1099000011001	M8x60	1032 ø 75 1032 ø 90

KIT COMPOSTO DA 4 VITI, 4 BULLONI E 8 RONDELLE IN ACCIAIO INOX A4

KIT MADE OF 4 SCREWS, 4 NUTS AND 8 WASHERS OF A4 STAINLESS STEEL
 KIT COMPOSÉ PAR 4 VIS, 4 BOULONS ET 8 RONDELLES DE ACIER INOXYDABLE A4
 KIT COMPUESTO DE 4 TORNILLOS, 4 PERNOS Y 8 ARANDELAS DE ACERO INOXIDABLE A4
 KIT GEBILDET AUS: 4 SCHRAUBEN, 4 BOLZEN UND 8 UNTERLEGSCHIEBEN AUS ROSTFREIEM STAHL TYP A4.
 КОМПЛЕКТ 4 БОЛТОВ, 4 ГАЕК И 8 ШАЙБ ИЗ СТАЛЬНОГО НЕРЖАВЕЮЩЕГО А4

COD. 1099



COD	DIM	COD.RIF.
1099000012001	M8x60	1032 ø 110

KIT COMPOSTO DA 6 VITI, 6 BULLONI E 12 RONDELLE IN ACCIAIO INOX A4

KIT MADE OF 6 SCREWS, 6 NUTS AND 12 WASHERS OF A4 STAINLESS STEEL
 KIT COMPOSÉ PAR 6 VIS, 6 BOULONS ET 12 RONDELLES DE ACIER INOXYDABLE A4
 KIT COMPUESTO DE 6 TORNILLOS, 6 PERNOS Y 12 ARANDELAS DE ACERO INOXIDABLE A4
 KIT GEBILDET AUS: 6 SCHRAUBEN, 6 BOLZEN UND 12 UNTERLEGSCHIEBEN AUS ROSTFREIEM STAHL TYP A4.
 КОМПЛЕКТ 6 БОЛТОВ, 6 ГАЕК И 12 ШАЙБ ИЗ СТАЛЬНОГО НЕРЖАВЕЮЩЕГО А4

COMPONENTI PER RACCORDI A COMPRESSIONE
COMPONENTS FOR COMPRESSION FITTINGS - COMPOSANTS POUR RACCORDS À COMPRESSION
COMPONENTES PARA ACCESORIOS DE COMPRESIÓN - BESTANDTEILE FÜR KLEMMVERBINDUNGEN

COD. A217



BUSSOLA
 BUSH RING
 DOUILLE
 ANILLO
 HULSE
 ВТУЛКА

COD	DIM [mm]
A217016000	16
A217020000	20
A217025000	25
A217032000	32
A217040000	40
A217050000	50
A217063001	63
A217075001	75
A217090001	90
A217110001	110

COD. A218



GHIERA
 NUT
 COLLIER
 TUERCA
 ÜBERWURFMUTTER
 БОЙМА

COD	DIM [mm]
A218016000	16
A218020000	20
A218025000	25
A218032000	32
A218040000	40
A218050000	50
A218063002	63
A218075002	75
A218090002	90
A218110002	110

COD. A219



ANELLO DI AGGRAFFAGGIO
 CLAMPING RING
 BAGUE DE CRAMPAGE
 MORDAZA
 FALZRING
 ФАЛЬЦЕВАЛЬНОЕ КОЛЬЦО

COD	DIM [mm]
A219016000	16
A219020000	20
A219025000	25
A219032000	32
A219040000	40
A219050000	50
A219063001	63
A219075001	75
A219090001	90
A219110001	110

COD. A220


GUARNIZIONE O-RING
O-RING GASKET
JOINT TORIQUE
JUNTA TORICA
O-RING DICHTUNG
УПЛОТНИТЕЛЬНАЯ ПРОКЛАДКА

COD	DIM [mm]
A220016000	16
A220020000	20
A220025000	25
A220032000	32
A220040000	40
A220050000	50
A220063001	63
A220075001	75
A220090001	90
A220110001	110

COD. A219


ANELLO DI AGGRAFFAGGIO IN CPVC
CPVC CLAMPING RING
BAGUE DE CRAMPAGE EN CPVC
MORDAZA EN CPVC
CPVC FALZRING
CPVC ФАЛЬЦЕВАЛЬНОЕ КОЛЬЦО

COD	DIM [mm]
A219050002	50
A219063002	63
A219075002	75
A219090002	90
A219110002	110

COD. A220


GUARNIZIONE O-RING IN VITON
VITON O-RING GASKET
JOINT TORIQUE EN VITON
JUNTA TORICA EN VITON
VITON O-RING DICHTUNG
VITON УПЛОТНИТЕЛЬНАЯ ПРОКЛАДКА

COD	DIM [mm]
A220050003	50
A220063003	63
A220075003	75
A220090003	90
A220110003	110

**ATTREZZATURE - TOOLS
ACCESSOIRES - EQUIPOS
ZUBEHÖR - ДОПОЛНИТЕЛЬНЫЕ УСТРОЙСТВА**
COD. 1101


COD	DIM [mm]
1101016160001	Ø16 - Ø160
1101040250001	Ø40 - Ø250

SMUSSATORE
CHAMFERING TOOL
CHANFREINEUR - CHAFLANADORA
ANSCHRÄGGERÄT - СТАНОК ДЛЯ ЗАЧИСТКИ ТРУБЫ

COD. 1102


COD	DIM [mm]
1102032110001	Ø32 - Ø110

CHIAVE A CATENA
CHAIN WRENCH
CLÉ A CHAÎNE - LLAVE DE CADENA
KETTENSCHLÜSSEL - ЦЕПНОЙ КЛЮЧ

COD. 1037


COD	DIM [mm]	PACK B
1037016001001	Ø16 - Ø63	60

CHIAVE PER RACCORDI IN POLIPROPILENE (PP)
POLYPROPYLENE FITTINGS WRENCH
CLÉ POUR RACCORDS EN POLYPROPYLENE
LLAVE PARA ACCESORIOS DE POLIPROPILENO
FITTING SCHLÜSSEL AUS POLYPROPYLEN
КЛЮЧ ДЛЯ СОЕДИНЕНИЙ ИЗ ПОЛИПРОПИЛЕНА

COD. 1038


COD	DIM [mm]	PACK B
1038016002001	Ø16 - Ø75	60
1038063002001	Ø63 - Ø110	40

CHIAVE PER RACCORDI IN RESINA ACETALICA (POM)
ACETALIC RESIN FITTINGS WRENCH
FITTING SCHLÜSSEL AUS POLYACETAL
CLÉ POUR RACCORDS EN RESINE ACETAL
LLAVE PARA ACCESORIOS DE RESINA ACETALICA
КЛЮЧ ДЛЯ СОЕДИНЕНИЙ ИЗ АЦЕТАЛОВОЙ СМОЛЫ

COD. 5033

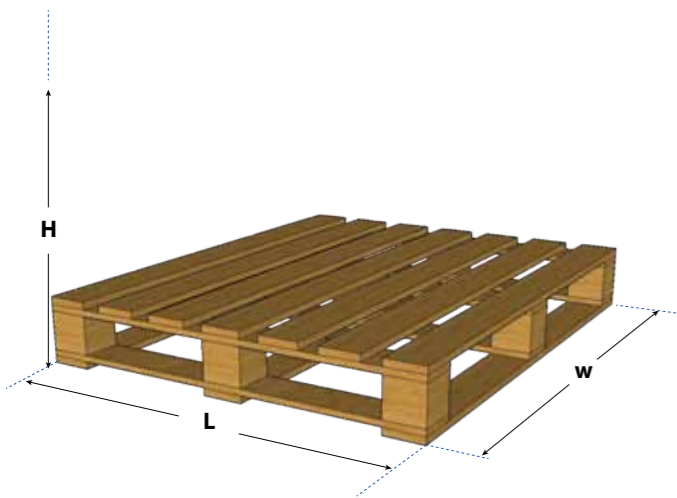

COD	DIM [mm]
5033016040001	Ø16 - Ø40
5033016063001	Ø16 - Ø63

CESOIA TAGLIATUBO
PIPE CUTTER
SCHERE - COUPE-TUBE
CORTA-TUBOS - РЕЗЕЦ

DIMENSIONI PACKAGING E PALETTE - PACKAGING AND PALLET MEASURES
DIMENSIONS DU PACKAGING ET DU PALLET - DIMENSIONES DE LOS EMBALAJES Y DE LOS PALETS
MASSE DER VERPACKUNG UND DER PALETTEN - РАЗМЕРЫ УПАКОВКИ И ПОДДОНОВ



PACKAGING		
TYPE	L x W x H [cm]	VOL. [m ³]
PACK A	38x31x18	0.0212
PACK B	49x39x38	0.0726
PACK C	58x40x38	0.0881



PALLET			
TYPE	L x W x H [cm]	VOL. [m ³]	N.BOX
PALLET A	100x120x190	2,28	90 A
PALLET B	100x120x200	2,40	30 B
PALLET C	100x120x200	2,40	25 C



Copyright © 2008 Unidelta Spa
 Via Capparola Sotto, 4 - 25078 Vestone (BS) - Italy
 Tel. 0039 0365 878011 - Fax 00390365 878090
 www.unidelta.com - unidelta@unidelta.com

Tutti i diritti sono riservati.
 Nessuna parte di questo documento può essere riprodotta con sistemi elettronici, meccanici o altri, senza l'autorizzazione scritta di Unidelta Spa.

Tous les droits sont réservés.
 Aucune partie de ce document ne peut être reproduite à l'aide de systèmes électroniques, mécaniques ou autres sans autorisation écrite de l'auteur.

Todos los derechos reservados.
 Ninguna parte de este documento puede ser reproducida con sistemas electrónicos, mecánicos u otros sin la autorización por escrito del autor.

All rights reserved.
 No part of this document can be reproduced electronically, mechanically or by any other means without the written consent of the author.

Alle Rechte vorbehalten.
 Kein Teil dieses Dokumentes darf mit elektronischen, mechanischen oder anderen Systemen ohne Genehmigung des Autors vervielfältigt werden.

Все права защищены.
 Любая часть настоящего документа, не может быть копирована электронным, механическим и любым другим способом без письменного разрешения автора.

CONDIZIONI GENERALI DI VENDITA

Le vendite sono effettuate da Unidelta Spa unicamente alle "condizioni" di seguito riportate. Ogni ordine accettato viene evaso a dette condizioni, in deroga espressa a qualsiasi altra norma, salvo accordo scritto e sottoscritto da Unidelta Spa.

1. Qualsiasi ordine è subordinato alla preventiva approvazione di Unidelta Spa, la quale potrà annullarlo e/o ridurlo e/o integrarlo nei quantitativi, senza che ciò costituisca motivo di contestazione o diritto a reclamo di sorta da parte del Cliente. Eventuali ordini evasi solo parzialmente saranno completati con forniture successive, salvo che il Cliente non comunichi per iscritto decisione diversa.

2. Unidelta Spa garantisce che i prodotti della stessa fabbrica sono esenti da difetti nei materiali e nelle lavorazioni. La presente Garanzia riguarda esclusivamente i prodotti che siano affetti da vizi originari di produzione. Non sono pertanto coperti da Garanzia i prodotti che presentano difetti causati da trasporto, incidenti, manomissioni, riparazioni, negligenza, abuso o utilizzo improprio, mancanza di manutenzione appropriata o ragionevole, manomissione o modifiche effettuate da persone non autorizzate, caso fortuito, normale usura, deterioramento dovuto all'uso e da ogni altra causa non riconducibile ad un difetto originario del prodotto. L'acquirente del prodotto decade dalla Garanzia qualora non provveda a contestare ad Unidelta Spa i vizi del prodotto, a mezzo lettera raccomandata con ricevuta di ritorno, entro 8 giorni dalla data di ricevimento della merce o, in caso di vizi occulti, dalla data in cui siano stati, o avrebbero dovuto essere, scoperti. La Garanzia ha, in ogni caso, una validità di 1 anno dalla data della consegna del prodotto. La Garanzia si limita alla sostituzione dei prodotti difettosi o alla loro riparazione nella sede della Venditrice, con completa esclusione di qualsiasi altra responsabilità e in particolare con l'esclusione di indennizzi o riconoscimenti di danni comunque causati dall'uso dei prodotti della Venditrice, nei limiti delle leggi vigenti. La presente Garanzia rappresenta l'unica garanzia prestata da Unidelta Spa agli acquirenti dei propri prodotti, i quali pertanto, nei limiti consentiti dalla legge, non possono invocare nei confronti di Unidelta Spa nessun'altra Garanzia, espressa o tacita, legale o convenzionale, né pretendere il risarcimento di danni diretti, indiretti, incidentali o consequenziali, tanto in via contrattuale quanto extracontrattuale.

3. Al ricevimento dei prodotti il CLIENTE deve verificare immediatamente lo stato e la conformità dei prodotti. Tutti i reclami relativi alla conformità dei prodotti all'ordine, anche in relazione alla loro quantità e/o aspetto esteriore, devono essere formulate per iscritto all'atto del ricevimento della merce e comunicate alla Venditrice entro e non oltre 8 (otto) giorni dal ricevimento. In ogni caso la restituzione dei prodotti da parte del Cliente necessita del consenso scritto di Unidelta, restando fin d'ora inteso che in mancanza di un accordo in tal senso i prodotti restituiti saranno tenuti a disposizione dei Clienti a loro rischio e pericolo con spese di trasporto, deposito e custodia a carico degli stessi.

4. I termini di consegna non sono vincolanti né essenziali, ed hanno natura indicativa. Eventuali ritardi nella consegna non determinano diritto a penalità, annullamento o risoluzione del rapporto. Eventuali richieste di spostamento dei termini di consegna indicati, saranno accettate solo se preventivamente concordate per iscritto. Il ritardo nella spedizione non potrà mai costituire motivo di risarcimento danni. La merce viaggia a rischio e pericolo del Cliente anche se resa franco destino. Ogni responsabilità della Venditrice cessa con la consegna al vettore. In mancanza di precise indicazioni il materiale verrà spedito col mezzo ritenuto più idoneo, senza nessuna responsabilità della Venditrice per la scelta.

5. Le spese di spedizione sono a carico del Cliente salvo espresso patto contrario.

6. La Venditrice potrà sospendere o annullare la fornitura, anche per la parte ancora da eseguire, nei casi di forza maggiore o di accertata modificazione della situazione giuridica, commerciale o patrimoniale del Cliente. In particolare nell'ipotesi di insolvenza anche parziale del Cliente, la Venditrice ha la facoltà di sospendere immediatamente la fornitura e di ritenere risolti di diritto il presente ordine ed anche eventuali ordini in corso con il medesimo Cliente.

7. Gli eventuali imballaggi sono da pagarsi o da restituirsì in ottimo stato in porto franco al domicilio della Venditrice.

8. Non si riconoscono pagamenti se non effettuati direttamente alla sede della Venditrice in Vestone. L'emissione di effetti pagabili al domicilio del Cliente non costituisce deroga alla clausola del pagamento in Vestone. In caso di mancato pagamento nei termini concordati decorrono gli interessi di mora di cui al D.Lgs. 231/02. Eventuali contestazioni non danno diritto alla sospensione dei pagamenti.

9. Le caratteristiche tecniche ed artistiche dei prodotti possono essere modificate senza preavviso per esigenze commerciali o di aggiornamento tecnico. Tutte le illustrazioni e i dati indicati nel presente catalogo sono descrittivi e non vincolanti. Le condizioni contenute nel presente documento potranno essere modificate senza preavviso e avranno validità dalla data di pubblicazione nel sito Internet www.unidelta.com.

10. Il Cliente riconosce espressamente che il nome di UNIDELTA, la sua composizione grafica ed il Know How relativo ai prodotti forniti costituiscono oggetto di proprietà intellettuale ed industriale della Venditrice. Il Cliente non potrà in alcun caso, senza la preventiva autorizzazione scritta di Unidelta, copiare, utilizzare, cancellare o rimuovere alcuna indicazione relativa a brevetti, marchi, denominazioni commerciali o di origine apposti da Unidelta sui prodotti forniti. Qualsiasi disegno o documento tecnico relativo ai prodotti della Venditrice, anche se rimesso al Cliente, rimane sempre di esclusiva proprietà della Venditrice, e non può essere utilizzato dal Cliente, o copiato, riprodotto, trasmesso o comunicato a terzi senza la preventiva autorizzazione scritta di Unidelta Spa.

11. Riservata proprietà: la merce rimane di proprietà della Venditrice fino al momento del totale pagamento della stessa.

12. Tutte le controversie derivanti dalle presenti Condizioni Generali e/o dagli ordini eseguiti in base alle stesse verranno devolute alla competenza esclusiva del Foro di Brescia, sezione distaccata di Salò (BS).

Il listino prezzi di Unidelta non costituisce alcuna offerta, è puramente indicativo e può essere modificato unilateralmente da Unidelta senza alcun preavviso.

Nessuna parte può essere copiata, tradotta, riprodotta anche in forma elettronica senza preventiva autorizzazione da parte di Unidelta Spa.

"L'acquirente, per quanto riguarda i prodotti a marchio, è tenuto a consentire l'accesso ai funzionari dell'Istituto Italiano dei Plastici per esami e verifiche di conformità alle norme".

GENERAL TERMS AND CONDITIONS OF SALE

The sales are made by Unidelta Spa solely under the "conditions" set out below. Each accepted order is processed under said conditions, exclusively, except in the case of an agreement written and undersigned by Unidelta Spa.

1. Any order is subordinate to the prior approval of Unidelta Spa, who shall have the right to cancel it and/or reduce it and/or integrate quantities, which will not constitute valid motivation for dispute or complaint by the customer. Any orders filled only partially shall be completed by later supplies, except where the Customer does not communicate a different decision in writing.

2. Unidelta Spa guarantees that the products of the same factory are free of faults in material and workmanship. This Guarantee deals exclusively with products affected by original production faults. Therefore, products which present defects caused by transport, accidents, tampering, repairs, negligence, abuse or improper use, failure of appropriate or reasonable maintenance, tampering or modifications made by unauthorised persons, fortuitous case, normal wear and tear, deterioration due to use and any other cause not traceable to an original fault of the product are not covered by the Guarantee. The purchaser of the product shall no longer be entitled to the Guarantee if he has not contested the defects of the product to Unidelta, by way of registered letter with return receipt, within 8 days of the goods receipt date, or in the case of latent faults, from the date in which they were, or could have been discovered. In any case, the Guarantee is valid for 1 year from the delivery date of the product. The Guarantee is limited to the replacement of the faulty products or their repair at the premises of the Seller, with total exclusion of any other responsibility and in particular with the exclusion of compensation or recognition for damage in any case caused by use of the Seller's products, within the limits of the laws in force. This Guarantee is the only guarantee granted by Unidelta Spa to purchasers of their products, who in consequence, within the limits allowed by law, cannot invoke any other Guarantee toward Unidelta Spa, expressed or tacit, legal or conventional, or claim compensation for direct, indirect, incidental or consequential damage, within or outside the terms of the contract.

3. Upon receipt of the products the CUSTOMER must check the state and conformity of the products immediately. All complaints relating to the conformity of the products with the order, even in relation to their quantity and/or exterior appearance, must be formulated in writing upon receipt of the goods, and communicated to the Seller, within and no later than 8 (eight) days from their receipt. In any case return of the products by the Customer requires the written consent of Unidelta, it remaining understood that without an agreement the products returned shall be kept available for the Customers at their own risk and peril with transport, deposit and safekeeping expenses payable by them.

4. The terms of delivery are not binding nor essential, and are of an indicative nature. Any delays in delivery shall not determine the right to penalties, cancellation or resolution of the relationship. Any requests to move the terms of delivery indicated, shall be accepted only if agreed beforehand in writing. Delay in delivery can never constitute reason for compensation. The goods travel at the risk and peril of the Customer even if returned carriage paid. All responsibilities of the Seller cease with delivery to the carrier. Without precise instructions the material will be delivered by the most appropriate means, without any responsibility of the Seller in the choice.

5. The delivery expenses are payable by the Customer except where expressly agreed.

6. The Seller shall have the right to suspend or cancel the supply, even for the part still to be provided, in cases of force majeure or certified modification of the legal, commercial, or financial situation of the Customer. In particular in the event of insolvency, even partial, of the Customer, the Seller has the power to immediately suspend the supply and to consider open orders, and any other orders placed by the same Customer, as cleared.

7. Any packaging is to be paid for or returned in excellent condition free port to the domicile of the Seller.

8. Payments will only be recognised if made directly to the premises of the Seller in Vestone. The issue of payable effects to the domicile of the Customer does not constitute exception to the clause of payment in Vestone. In case of failure of payment within the terms agreed the interest in arrears shall accrue pursuant to Leg. Dec. 231/02. Any contestation shall not give right to the suspension of the payments.

9. The technical and artistic features of the products can be modified without prior warning for commercial or technical updating reasons. All the illustrations and data indicated in this catalogue are descriptive and non binding. The conditions contained in this document can be modified without any prior warning and shall have the validity of the publication date on the internet site www.unidelta.com.

10. The Customer expressly recognises that the name of UNIDELTA, its graphic composition and the Know How relevant to the products provided are the intellectual and industrial property of the Seller. The Customer shall in no case, without prior written authorisation of Unidelta, copy, use, cancel or remove any indication relevant to patents, trademarks, commercial names, or of origin affixed by Unidelta on the products provided. Any drawing or technical document relating to the products of the Seller, even if returned to the Customer, always remains the exclusive property of the Seller, and cannot be used by the Customer, or copied, reproduced, transmitted or communicated to third parties without any prior written authorisation of Unidelta Spa.

11. Private property: the goods remain the property of the Seller until the moment of total payment of the same.

12. All controversies deriving from these General Conditions and/or from orders made on the basis of the same shall be devolved to the exclusive competent court of Brescia, detached section of Salò (BS).

The price list of Unidelta does not constitute any offer, it is purely indicative and can be modified unilaterally by Unidelta without any prior warning.

No part can be copied, translated, reproduced even electronically without prior authorisation by Unidelta Spa.

"The purchaser, as regards branded products, must allow access to them by the officials of the Italian institute of Plastics for exams and verifications of conformity to standards".



Certificato n° 127
UNI EN ISO 9001:2008



UNIDELTA SpA

Via Capparola Sotto, 4 - 25078 Vestone (BS) - Italy

Tel. +39 0365 878011 - Fax Export+39 0365 878090 - Fax Italia +39 0365 878080

www.unidelta.com - e-mail: unidelta@unidelta.com